

## R-BOX 240



PG16

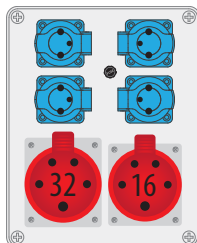
ABS

IP44

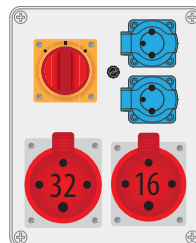


1

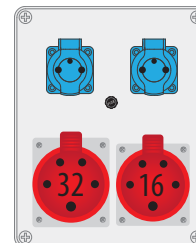
PN-EN 61439-1, PN-EN 61439-3



B.1100-02



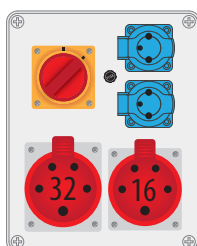
B.1615W



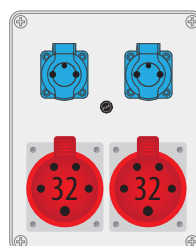
B.1098

## Polecamy stalowe podstawy rozdzielnic R-BOX 240

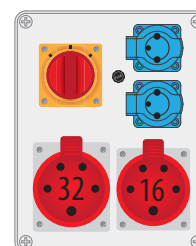
- » Wyposażenie dodatkowe wyłącznie dla serii R-BOX 240
- » Materiał: blacha St 1,5 mm
- » Kolor: RAL 3002
- » Malowanie: farba epoksydowa
- » Norma: PN-EN 61439-1



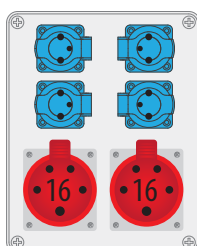
B.1094W



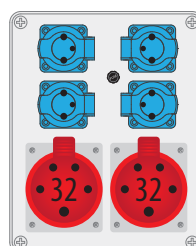
B.1099




B.1095W



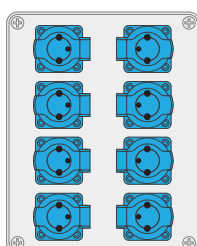
B.1096



B.1627



B.1606W



B.1605

