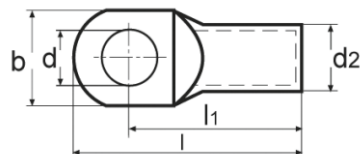
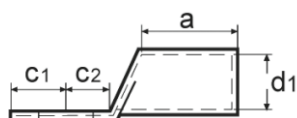





Końcówki kablowe SE

materiał: miedź cynowana
min. warstwa pocynowania: 3µm



TYP	PRZEKRÓJ [mm ²]	POD ŚRUBĘ Ø M	WYMIARY [mm]									OPAKOWANIE [szt]
			d	d1	d2	l	l1	a	b	c	c1	
SE-00606	6	M6	6,5	3,5	6,5	27,5	21,0	9,0	12,0	6,5	7,5	10
SE-00608	6	M8	8,5	3,5	6,5	33,0	23,0	9,0	15,0	10,0	10,0	10
SE-01005	10	M5	5,5	4,5	7,0	28,5	22,0	10,0	12,0	6,5	7,5	10
SE-01006	10	M6	6,5	4,5	7,0	28,5	22,0	10,0	12,0	6,5	7,5	10
SE-01008	10	M8	8,5	4,5	7,0	35,0	25,0	10,0	15,0	10,0	10,0	10
SE-01010	10	M10	10,5	4,5	7,0	39,0	27,0	10,0	17,0	12,0	12,0	10
SE-01606	16	M6	6,5	5,5	8,5	33,3	27,0	13,0	12,0	6,3	7,5	10
SE-01608	16	M8	8,5	5,5	8,5	37,5	29,0	13,0	15,0	8,5	9,5	10
SE-01610	16	M10	10,5	5,5	8,5	41,5	31,0	13,0	17,0	10,5	11,5	10
SE-02506	25	M6	6,5	7,0	10,0	37,5	30,0	15,0	14,0	7,5	7,5	10
SE-02508	25	M8	8,5	7,0	10,0	42,0	32,0	15,0	16,0	10,0	10,0	10
SE-02510	25	M10	10,5	7,0	10,0	46,0	34,0	15,0	18,0	12,0	12,0	10
SE-02512	25	M12	13,0	7,0	10,0	48,0	35,0	15,0	19,0	13,0	13,0	10
SE-03508	35	M8	8,5	8,5	12,0	44,0	34,0	17,0	17,0	10,0	10,0	10
SE-03510	35	M10	10,5	8,5	12,0	49,0	37,0	17,0	19,0	12,0	12,0	10
SE-03512	35	M12	13,0	8,5	12,0	51,0	38,0	17,0	21,0	13,0	13,0	10
SE-05008	50	M8	8,5	10,0	14,0	47,0	37,0	19,0	20,0	10,0	10,0	10
SE-05010	50	M10	10,5	10,0	14,0	51,0	39,0	19,0	20,0	12,0	12,0	10
SE-05012	50	M12	13,0	10,0	14,0	56,0	43,0	19,0	23,0	13,0	13,0	10
SE-07008	70	M8	8,5	12,0	16,5	53,0	43,0	21,0	23,0	10,0	10,0	10
SE-07010	70	M10	10,5	12,0	16,5	56,0	44,0	21,0	23,0	12,0	12,0	10
SE-07012	70	M12	13,0	12,0	16,5	59,0	46,0	21,0	23,0	13,0	13,0	10
SE-07016	70	M16	17,0	12,0	16,5	67,0	51,0	21,0	28,0	16,0	16,0	10
SE-09508	95	M8	8,5	13,5	18,0	60,0	48,0	25,0	26,0	12,0	12,0	10
SE-09510	95	M10	10,5	13,5	18,0	60,0	48,0	25,0	26,0	12,0	12,0	10
SE-09512	95	M12	13,0	13,5	18,0	62,0	49,0	25,0	26,0	13,0	13,0	10
SE-09516	95	M16	17,0	13,5	18,0	70,0	54,0	25,0	28,0	16,0	16,0	10
SE-12008	120	M8	8,5	15,0	19,5	65,0	51,0	26,0	28,0	14,0	14,0	5
SE-12010	120	M10	10,5	15,0	19,5	65,0	51,0	26,0	28,0	14,0	14,0	5
SE-12012	120	M12	13,0	15,0	19,5	65,0	51,0	26,0	28,0	14,0	14,0	5

TYP	PRZEKRÓJ [mm ²]	POD ŚRUBĘ Ø M	WYMIARY [mm]									 OPAKOWANIE [szt]
			d	d1	d2	l	l1	a	b	c	c1	
SE-12016	120	M16	17,0	15,0	19,5	70,0	54,0	26,0	30,0	16,0	16,0	5
SE-15008	150	M8	8,5	16,5	21,0	70,0	56,0	30,0	31,0	14,0	14,0	5
SE-15010	150	M10	10,5	16,5	21,0	70,0	56,0	30,0	31,0	14,0	14,0	5
SE-15012	150	M12	13,0	16,5	21,0	72,0	57,0	30,0	31,0	15,0	15,0	5
SE-15016	150	M16	17,0	16,5	21,0	74,0	58,0	30,0	31,0	16,0	16,0	5
SE-18510	185	M10	10,5	19,0	24,0	83,0	65,0	30,0	35,0	18,0	18,0	5
SE-18512	185	M12	13,0	19,0	24,0	83,0	65,0	30,0	35,0	18,0	18,0	5
SE-18516	185	M16	17,0	19,0	24,0	83,0	65,0	30,0	35,0	18,0	18,0	5
SE-24010	240	M10	10,5	21,0	26,0	93,5	72,0	35,0	39,0	21,5	19,0	1
SE-24012	240	M12	13,0	21,0	26,0	93,5	72,0	35,0	39,0	21,5	19,0	1
SE-24016	240	M16	17,0	21,0	26,0	93,5	72,0	35,0	39,0	21,5	19,0	1
SE-30012	300	M12	13,0	23,4	28,6	111,0	87,0	44,0	43,0	24,0	24,0	1
SE-30016	300	M16	17,0	23,4	28,6	111,0	87,0	44,0	43,0	24,0	24,0	1
SE-30020	300	M10	21,0	23,4	28,6	111,0	87,0	44,0	43,0	24,0	24,0	1
SE-40012	400	M12	13,0	27,0	34,0	114,0	90,0	44,0	49,0	24,0	24,0	1
SE-40016	400	M16	17,0	27,0	34,0	114,0	90,0	44,0	49,0	24,0	24,0	1